


The first scanner for unsectioned model in the world

UP560 ultra-high speed, true color texture



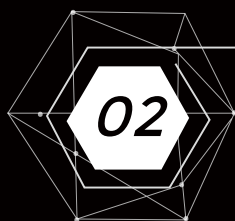
The first scanner for unsectioned model in the world

UP560 ultra-high speed, true color texture, and RPDs' assistant




Open system

Compatible .ply format file, import true color texture file to 3shape and Exocad system directly.



Scan model without blind angle.

Scan more complete



More details


UP560
3.0MP



Other scanners
1.3MP




UP560 achieves new upgrade based on UP360 series, with dual 3 megapixels cameras (high frame rate), realizes faster and clearer capture image, and provides more efficient and accurate data for the digital dental industry.



17s 12-units die scan



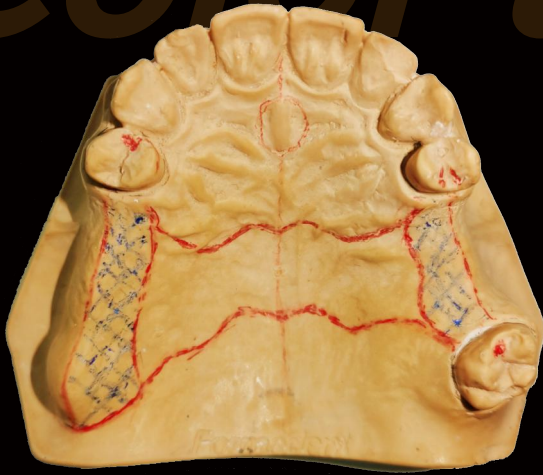
21s All-in-one scan



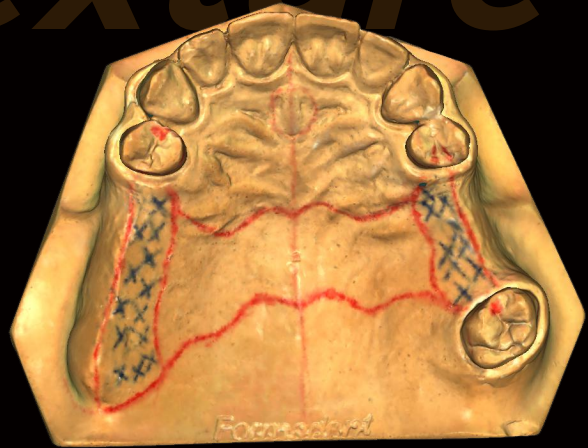
15s Full arch scan

Color texture

Color texture

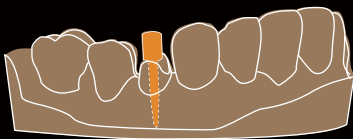


Texture model

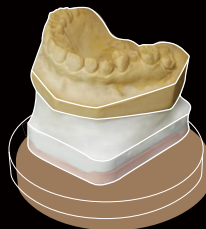


UP560 scanned data

Post and core scanbody solution



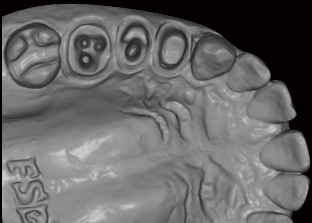
Virtual articulator solution



Handheld occlusion scan



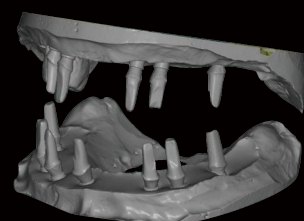
Post and core scan



True color texture scan



Scan full arch implant in a single step



Up560



Model	UP560
Size:	305*310*550 (mm)
Weight:	14kg
Cameras:	Dual 3.0 MP (High frame rate)
Accuracy:	<6 microns
Projector:	Customized blue light multi-color scanning
Interface:	USB 3.0
Output format:	STL;UM;PLY;OBJ
Power supply:	AC110-240V, 50HZ

Functions:

All-in-one scan
One click scanning triple tray
Detect margin line
True color texture scan
Impression scan
Unsectioned models scan

Scan speed:

Full arch 15s
12-units die 17s
All-in-one 21s
Impression 35s
Triple tray 70s

